



FUZE PENDANT™



The **FUZE PENDANT™** provides powerful illumination for a variety of house and area lighting applications. Crisp whites with a high CRI, plus subtle pastels and powerful pure colors with 16-bit dimming, allow for a wide range of smooth illumination and dynamic effects for any environment. At up to 11,000 lumens, the FUZE PENDANT is ideal for large areas and high-ceiling applications yet is compact enough to be adaptable to smaller spaces. It is convection cooled for absolute silence and has no fans or other moving parts for a long maintenance free product life.

Pendant and optional yoke or recessed ceiling options provide flexibility when finding the ideal mounting position and a variety of lens choices (45° included, 25°, 40° or 50° optional) allow for precise light distribution. Industry standard power and DMX connections, plus included terminal block connections for power, emergency battery input and 0-10V control, support multiple permanent or temporary install requirements with a single product design.

- Full Spectrum 230W 5in1 LED Array**
- 2,400 - 8,500K Color Temperature**
- CRI 90 @ 3,200K**
- 11,000 Total Lumen Fixture Output**
- 45° Lens Included**
- Optional 25°, 40°, and 50° Lens Available**
- Compact Fanless Design**
- DMX, RDM, 0-10V and E-FLY Wireless Support**
- 48V Emergency Battery Input**
- Bare Wire Block Terminal Connections (connectors included)**
- Pendant Bracket (included)**
- Optional Yoke or Recessed Ceiling Mount Kits Available**
- Optional Half and Full Snoot Kits Available**

PRODUCT SPECIFICATIONS

SOURCE

230W 5-in-1 RGBWL (Red, Green, Blue, White, LimeLED Array
50,000 Hour Average LED Life*

*Test lab conditions. May vary depending on several factors including but not limited to:
Environmental Conditions, Power/Voltage, Usage Patterns (On-Off Cycling), Control, and Dimming.

PHOTOMETRIC DATA

11,000 Total Lumen Fixture Output
CRI 90 @ 3,200K
45° Lens Included

EFFECTS

Color Temperature Control 2,400K - 8,500K
Virtual Color Swatch Book
Dimmer, RGB, RGBWL and HSI Control Options
Variable 16-bit Dimming Curves
High Speed Electronic Shutter and Strobe
DMX and Menu adjustable LED Refresh Rate Frequency

CONTROL / CONNECTIONS

8 DMX Channel Modes
Standalone and Master Slave Modes
RDM (Remote Device Management)
0-10V Dimming (Current-Sink)
E-FLY™ Internal Extended Range Wireless DMX Transceiver
4 Button Control Panel and OLED Menu Display
Locking 5pin XLR Connector In/Out
Locking IP65 Power Connector In
3pin Bare Wire Terminal Block for Power
5pin Bare Wire Terminal Block for 0-10V, DMX
2pin Bare Wire Terminal Block for 48V Emergency Battery Input

SIZE / WEIGHT

Length: 12.5" (318mm)
Diameter: 7.8" (197mm)
Weight: 15.8lbs. (7.2 kg)

ELECTRICAL / THERMAL

AC 100-240V - 50/60Hz
Max Power Consumption 230W
14°F to 113°F (-10°C to 45°C)

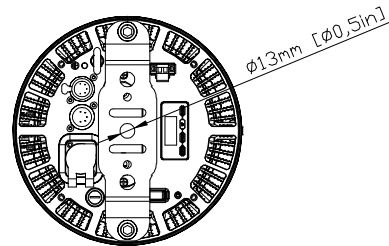
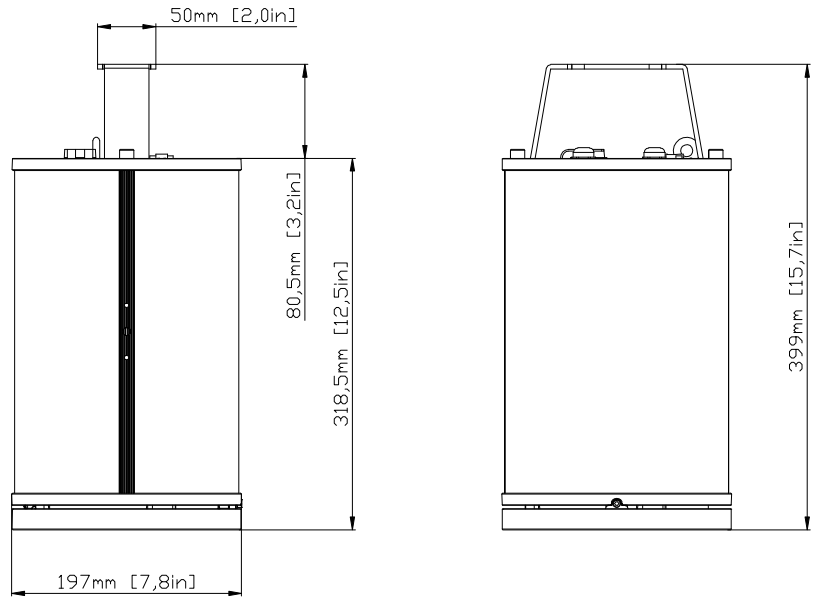
APPROVALS / RATINGS

CE | cETLus | IP20

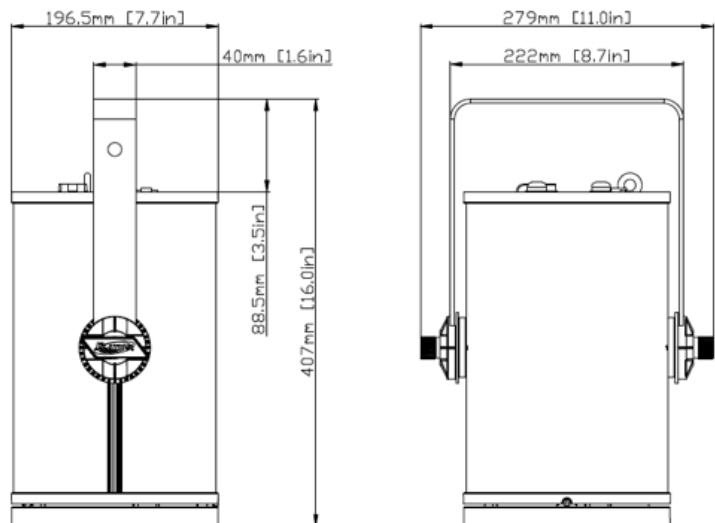


Specifications and documentation subject to change without notice.

DIMENSIONAL DRAWINGS (PENDANT BRACKET ATTACHED)



DIMENSIONAL DRAWINGS (YOKE BRACKET ATTACHED)



DRAWINGS NOT TO SCALE

ORDERING INFORMATION

| SKU (USA) | SKU (EU) | ITEM |
|-----------|------------|--------------------------------|
| FUZ260 | 1237000225 | Fuze Pendant |
| FPL50 | 1237000228 | Fuze Pendant Lens 50° |
| FPL40 | 1237000243 | Fuze Pendant Lens 40° |
| FPL25 | 1237000229 | Fuze Pendant Lens 25° |
| FPLCMK | 1237000244 | Fuze Pendant Ceiling Mount Kit |
| FPLYMK | 1237000245 | Fuze Pendant Yoke Mount Kit |
| FPHS | 1237000246 | Fuze Pendant Half Snoot |
| FPFS | 1237000247 | Fuze Pendant Full Snoot |

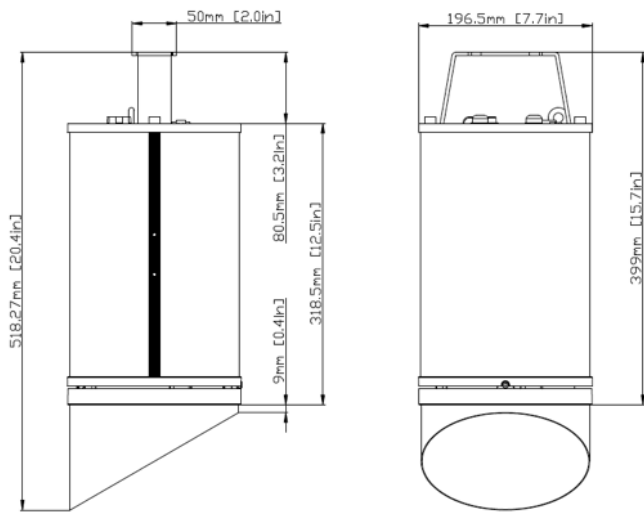
Specifications are subject to change without notice ©Elation Professional 03/09/2021



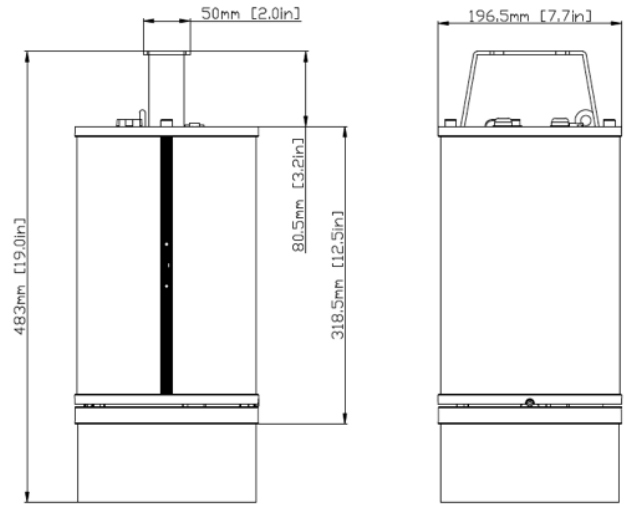
Elation Professional USA | 6122 S. Eastern Ave. | Los Angeles, CA. 90040
323-582-3322 | 323-832-9142 fax | www.elationlighting.com | info@elationlighting.com

Elation Professional B.V. | Junostraat 2 | 6468 EW Kerkrade, The Netherlands
+31 45 546 85 66 | +31 45 546 85 96 fax | www.elationlighting.eu | info@elationlighting.eu

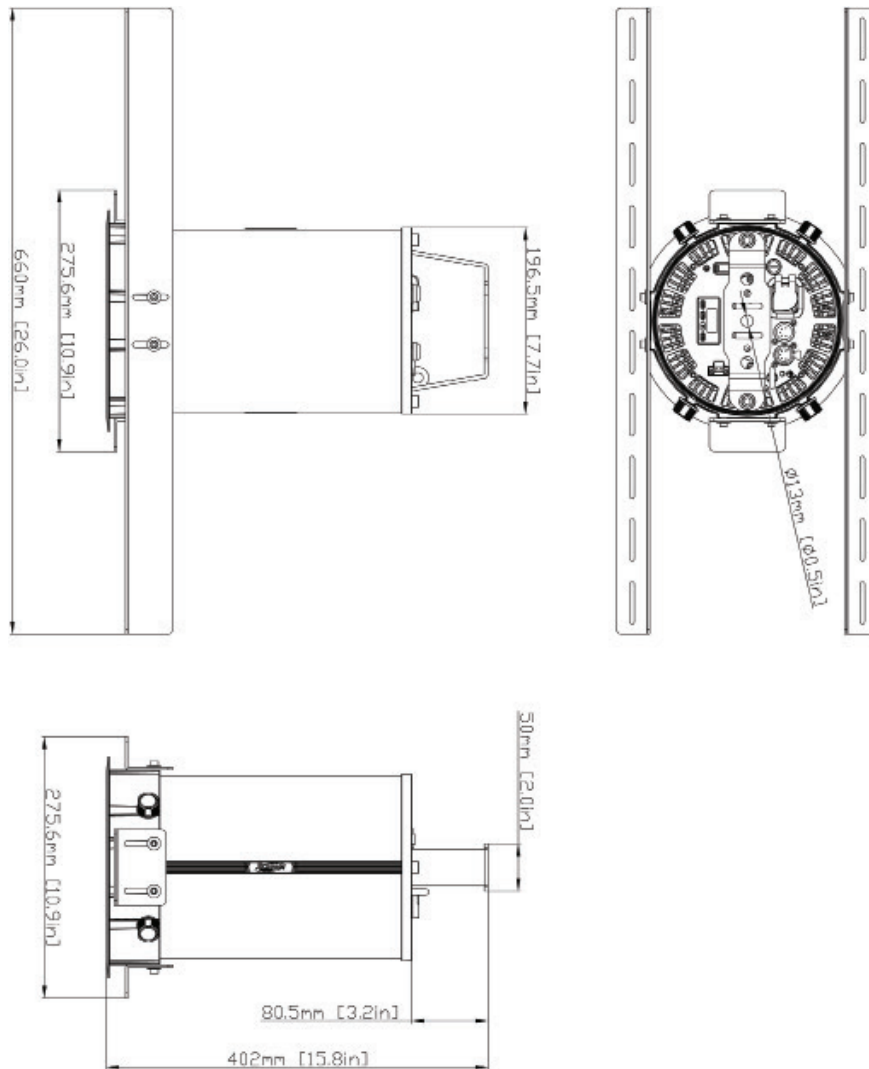
DIMENSIONAL DRAWING (HALF SNOOT ATTACHED)



DIMENSIONAL DRAWING (FULL SNOOT ATTACHED)



DIMENSIONAL DRAWING (RECESSED CEILING KIT)



DRAWINGS NOT TO SCALE



Specifications are subject to change without notice ©Elation Professional 03/09/2021

Elation Professional USA | 6122 S. Eastern Ave. | Los Angeles, CA. 90040
323-582-3322 | 323-832-9142 fax | www.elationlighting.com | info@elationlighting.com

Elation Professional B.V. | Junostraat 2 | 6468 EW Kerkrade, The Netherlands
+31 45 546 85 66 | +31 45 546 85 96 fax | www.elationlighting.eu | info@elationlighting.eu